

# How to download Audacity for Podcasting

- 1) Open a web browser program and go to <http://audacity.sourceforge.net>



**The Free, Cross-Platform Sound Editor**

Audacity is free, open source software for recording and editing sounds. It is available for Mac OS X, Microsoft Windows, GNU/Linux, and other operating systems. [Learn more about Audacity...](#)

[Download Audacity 1.2.5](#)  
for Microsoft Windows

[Download Audacity 1.3.2 \(Beta\)](#)  
for Microsoft Windows

[Other downloads](#)

**October 30, 2006: Audacity 1.3.2 and 1.2.5 Released**

The Audacity developers have been busy with many new features over the past year. We're pleased to announce [Audacity 1.3.2 \(beta\)](#), v of new features and capabilities. Because it is a work in progress and does not yet come with complete documentation or translations into is recommended for more advanced users. For all users, [Audacity 1.2.5](#) is a minor bug-fix update that addresses some problems with Aud not add any significant new features. It is complete and fully documented. You can have both Audacity 1.2.5 and 1.3.2 installed simultane

- 2) After going to Audacity.sourceforge.net click on “Download Audacity 1.2.5.” I would suggest not downloading the Beta version because that is still in the testing phase.



**Download**

Stable: 1.2.5

**Windows**

[Mac](#)

[Linux/Unix](#)

[Source Code](#)

[Release Notes](#)

**Windows**

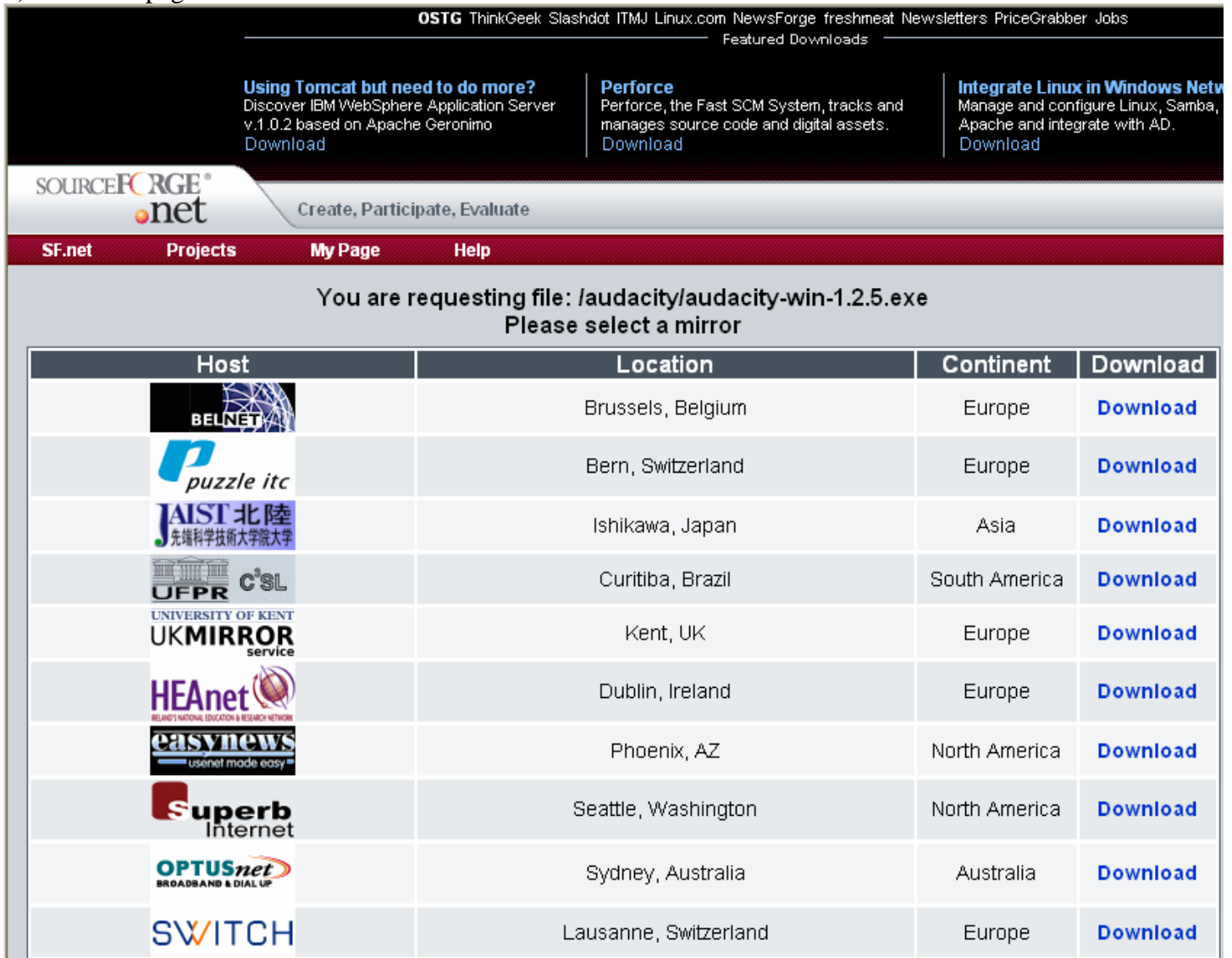
**Recommended Download**

This is a Sourceforge.net download page and you of internet addresses hosting an identical download downloading please disable any download manage











- [Audacity 1.2.5 installer](#) (.exe file, 2.1 MB) - T1

- 3) Next you will want to click on the “Audacity 1.2.5 installer.” Then you will go to a mirror page to download the program.

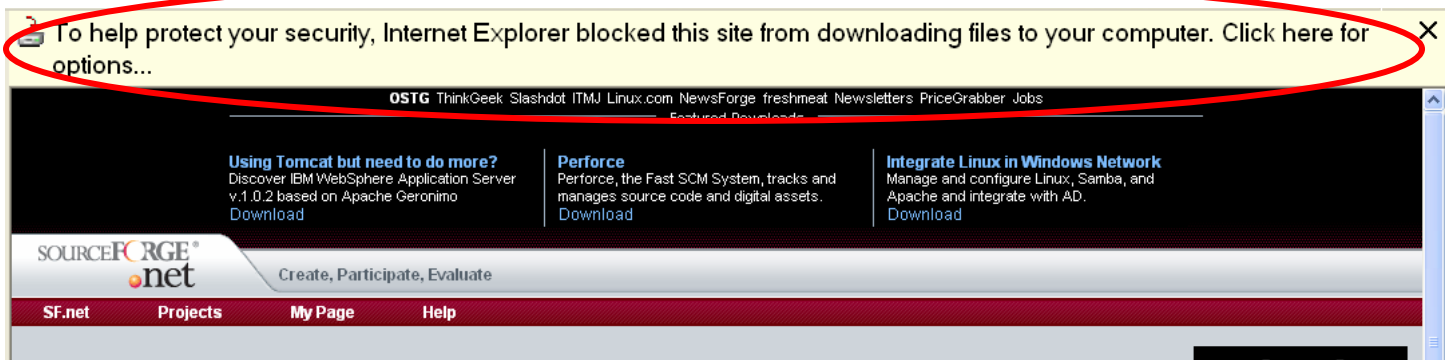
4) The new page will look like this.



The screenshot shows the SourceForge website interface. At the top, there are navigation links for OSTG, ThinkGeek, Slashdot, ITMJ, Linux.com, NewsForge, freshmeat, Newsletters, PriceGrabber, and Jobs. Below this is a 'Featured Downloads' section with three promotional boxes: 'Using Tomcat but need to do more?', 'Perforce', and 'Integrate Linux in Windows Network'. The SourceForge logo and tagline 'Create, Participate, Evaluate' are visible. A navigation bar contains 'SF.net', 'Projects', 'My Page', and 'Help'. The main content area displays the message: 'You are requesting file: /audacity/audacity-win-1.2.5.exe Please select a mirror'. Below this is a table with columns for Host, Location, Continent, and Download.

Host	Location	Continent	Download
	Brussels, Belgium	Europe	<a href="#">Download</a>
	Bern, Switzerland	Europe	<a href="#">Download</a>
	Ishikawa, Japan	Asia	<a href="#">Download</a>
	Curitiba, Brazil	South America	<a href="#">Download</a>
	Kent, UK	Europe	<a href="#">Download</a>
	Dublin, Ireland	Europe	<a href="#">Download</a>
	Phoenix, AZ	North America	<a href="#">Download</a>
	Seattle, Washington	North America	<a href="#">Download</a>
	Sydney, Australia	Australia	<a href="#">Download</a>
	Lausanne, Switzerland	Europe	<a href="#">Download</a>

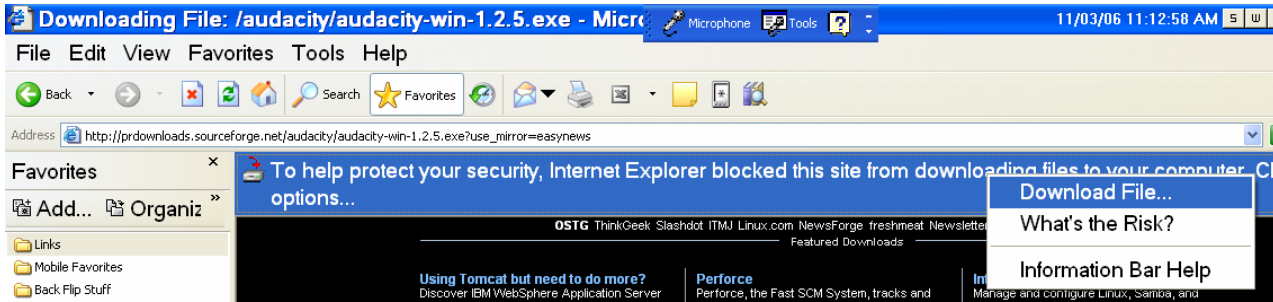
- 5) Next, I look for a location in the United States to download the software. On the above page I would either choose Phoenix, AZ or Seattle, Washington. This way I know the program will be in English.
- 6) Click "Download."
- 7) What happens to me next is the popup blocker (from service pack 2) blocks the download. If you have any trouble at the point look for your pop up blocker toward the top of your screen. It is a tanish color.



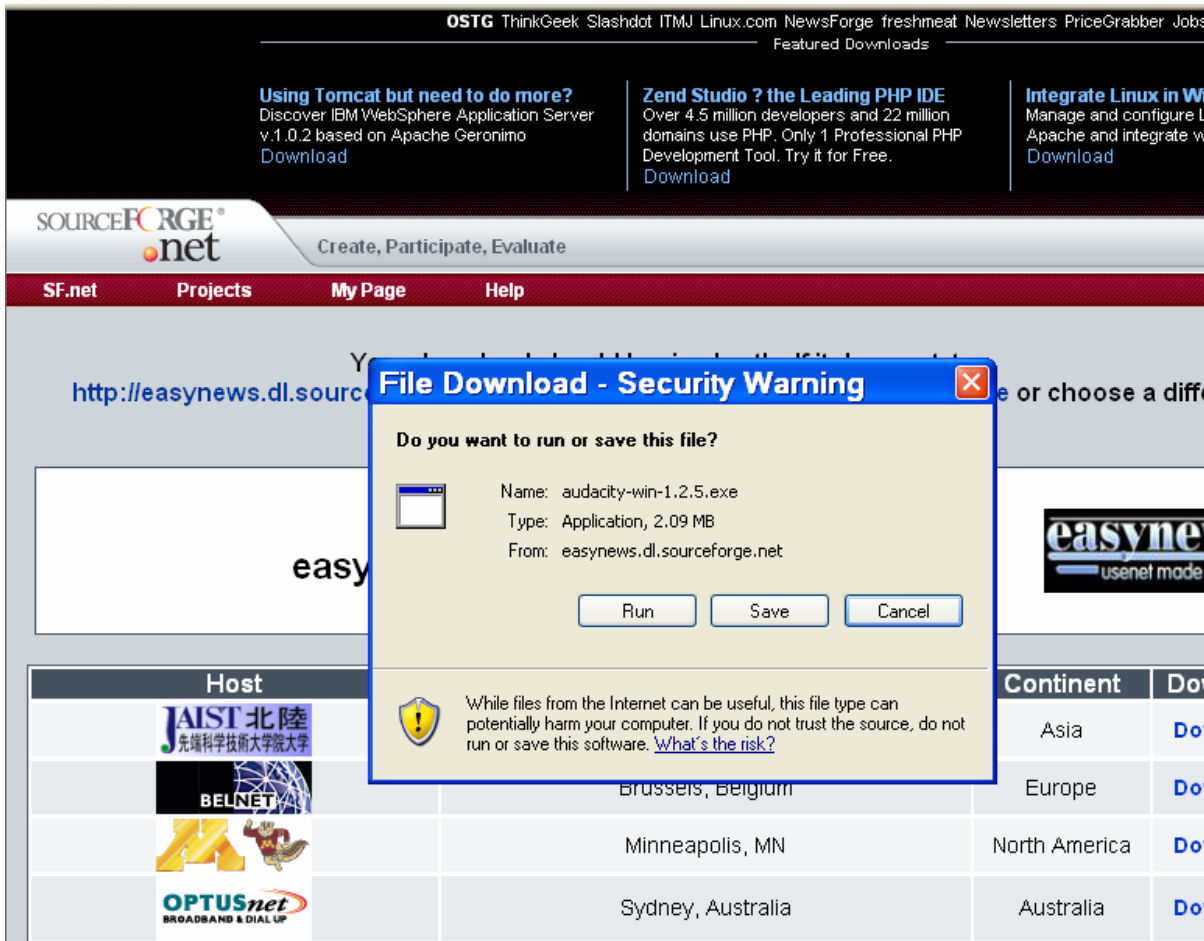
The screenshot shows the top of the SourceForge page with a yellow security warning box from Internet Explorer. The warning text reads: 'To help protect your security, Internet Explorer blocked this site from downloading files to your computer. Click here for options...'. The warning box is circled in red. Below the warning, the SourceForge page content is visible, including the navigation bar and the 'Featured Downloads' section.

The popup blocker is circled in red. Look for something like this.

8) If you popup blocker comes up and prevents you from downloading just click on the tanish bar and select “download file.”



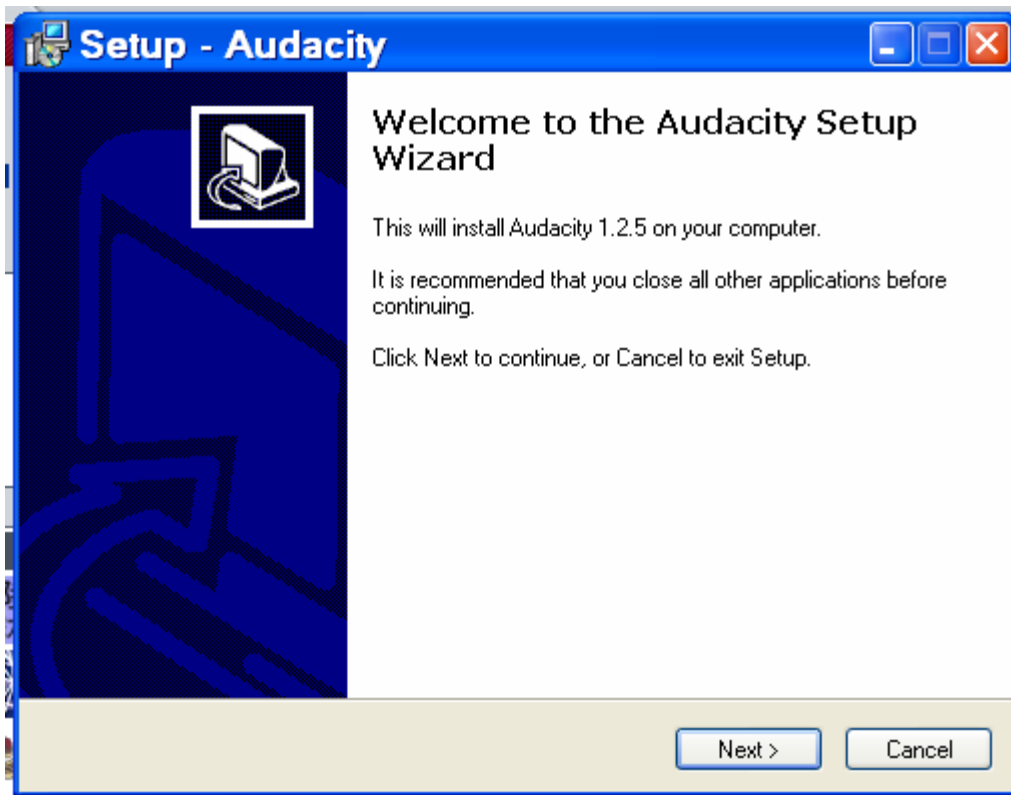
9) After you click on “Download File...” you file will download. And it will look like this.



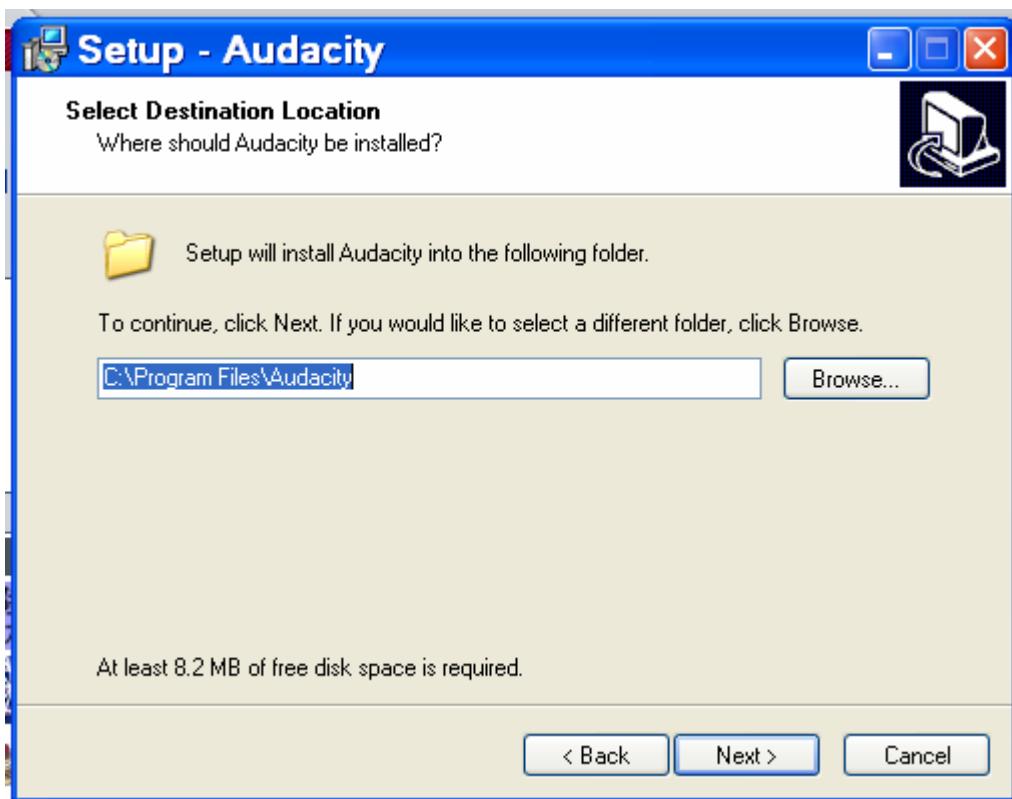
10) Click Run and the file will download. Depending on your connection it should download in just a couple minutes.

11) Next, click run again.

12) Make sure all other programs and applications are closed before going any further.



- 13) Click Next
- 14) Accept the agreement and click next
- 15) Click next again



- 16) Now it is asking where you would like the program saved. Just keep it as the default (Program Files) and click next

17) Next, it asks if you want a desktop icon. This is a personal preference but I would click next.

18) Then click install.

19) Then click Finish and you have just downloaded Audacity.