

Robert H. Jackson:
Icon of American Law

Lesson Plans

Grades 4 - 8

**Student Created Power
Point Presentation**

By Lisa Wolski

To use in conjunction with

Robert H. Jackson

NEW DEAL LAWYER

SUPREME COURT JUSTICE

NUREMBERG PROSECUTOR

By Gail Jarrow

Robert H. Jackson: Icon of American Law

Scope: Grades 4 - 8

Module 1: Local History – Jackson’s Life

Curriculum: New York State Standards

Social Studies: World History
Civics, Citizenship, and Government

National Information Literacy Standards

Students access information efficiently and effectively.
Students evaluate information critically and competently.
Students use information accurately and creatively.

Guiding Questions:

1. Is there a need for students to understand what role the United States played in the Nuremberg Trials?
2. Is there a need for students to learn about prominent local figures?
3. Is there a need for students to understand civil rights?

Learning Objectives:

Students will be able to:

1. Read the biography, *Robert H. Jackson* by Gail Jarrow.
2. Understand what a biography is.
3. Create a PowerPoint presentation based on the life of Robert H. Jackson.
4. Describe the importance of the Nuremberg Trial.
5. Describe civil rights.
6. Present their PowerPoint projects to their peers.

Lesson Plan:

Materials:

Robert H. Jackson, by Gail Jarrow
Microsoft PowerPoint
PowerPoint Template
Project Rubric
Access to SLS (School Library System) Databases
Ebscohost – <http://search.ebscohost.com>
Grolier Online – <http://www.grolier.com>
Access to the Internet – <http://www.roberthjackson.org>

Procedure:

- Students will have read the book, *Robert H. Jackson* prior to the beginning of this assignment.
- Students will work with a partner to complete the template on Robert H. Jackson. Partners can either be randomly assigned, student chosen or teacher chosen.
- As a group the teacher will go over the PowerPoint template so students are aware as to what they are asked to do.
- Students will begin their research by using the book.
- The next step will be to go to the Robert H. Jackson website.
- **Modeling** – The teacher will show the students how to navigate through the website to locate information needed for their project.
- The final resources to be introduced are the SLS (School Library System) databases. Students will be able to find information and pictures for their projects using these databases.
- **Modeling** – The teacher will show the students how to find a map on the Grolier database. The teacher will show the students how to locate pictures for their projects.
- Students will note where they located their information in order to cite this on their bibliographies.
- Once the templates are completed, students may begin working on their PowerPoint projects. **The template can be saved to the computers and the students can add the information or the students can create the PowerPoint—teacher’s choice.
- **Modeling** – The teacher will demonstrate how to use the PowerPoint project.
- The final step of this project will be the students’ presentations of their PowerPoints.


Guided Practice:

- Students will be working with their partners to complete their written PowerPoint template.
- **Modeling** –The teacher will demonstrate how to add information to a PowerPoint document.
- Once the students have entered all of the written information they may add their graphics.
- **Modeling** – The teacher will demonstrate how to copy and paste graphics from the Robert H. Jackson website and the databases.
- Students will note where they found their graphics in order to cite them on the bibliography.

Assessment tools:

- Each project will be assessed based on the rubric.

Robert H. Jackson



By:




Biographical Information

- Date of Birth: _____
- Date of Death: _____
- Political Party: _____
- Hometown: _____
- Family:
 - Parents:

 - Wife: _____
 - Children: _____

Childhood



■ _____

■ _____

■ _____

■ _____

■ _____

■ _____

■ _____

■ _____

■ _____

■ _____



Law Career

■ Jamestown Lawyer

- _____
- _____

■ New Deal Lawyer

- _____
- _____



Law Career continued

- Solicitor General of the United States

- _____
- _____

- Attorney General

- _____
- _____



Law Career continued

- Associate Justice of the Supreme Court

- _____
- _____

Nuremberg Trial

■ London Conference

■ Allies

- _____
- _____
- _____
- _____



Nuremberg Trial continued

■ Location

■ Date _____

■ Length of Trial

■ Results of Trial

- _____

- _____

- _____



Civil Rights

■ Definition -

■ *Brown v. Board of Education of Topeka*



Main Points

- The main ideas I learned about Robert H. Jackson are:




Bibliography/End Notes

- (Book) _____

- (Website) _____

- (Database) _____



Name _____

Assessment Rubric for PowerPoint
Robert H. Jackson Project

Objective	1	2	3	4
Students created a PowerPoint presentation with the required information.				
Students had the required number of cards. (11 slides: title, 9 information cards, bibliography)				
Students used graphics when they were needed. (At least three.)				
Presentation Quality (Voice, Eyes, etc.)				
Overall QUALITY of PowerPoint presentation.				